



SMART CONNECTED MODELS

Dr. Andreas Gallasch
CEO Software Factory

June, 4th 2016

liveworx.com | #LIVEWORX



INNOVATION NEEDS AGILITY



INNOVATION NEEDS AGILITY – NOT ONLY SPEED



INNOVATION NEEDS AGILITY – NOT ONLY SPEED

INNOVATION



ALL VALIDATED



AS MUCH AS
POSSIBLE

AS FAST AS
POSSIBLE



- 20+ years Partnership with PTC
- Software Partner for PTC Creo and PTC Windchill
- Certified PTC Service Partner and Reseller for PTC Integrity
- System Integration Partner and Reseller for ThingWorx



TAILORED SOFTWARE ENABLES AGILITY



CAD / CAM process automation – PTC Creo



PLM process automation and migrations – PTC Windchill



PLM & product line planning for industrial and retail – PTC FlexPLM



Requirements, Systems & Software Engineering – PTC Integrity



Manufacturing and Service Solutions – ThingWorx




High-Demanding Tailor-Made Solutions



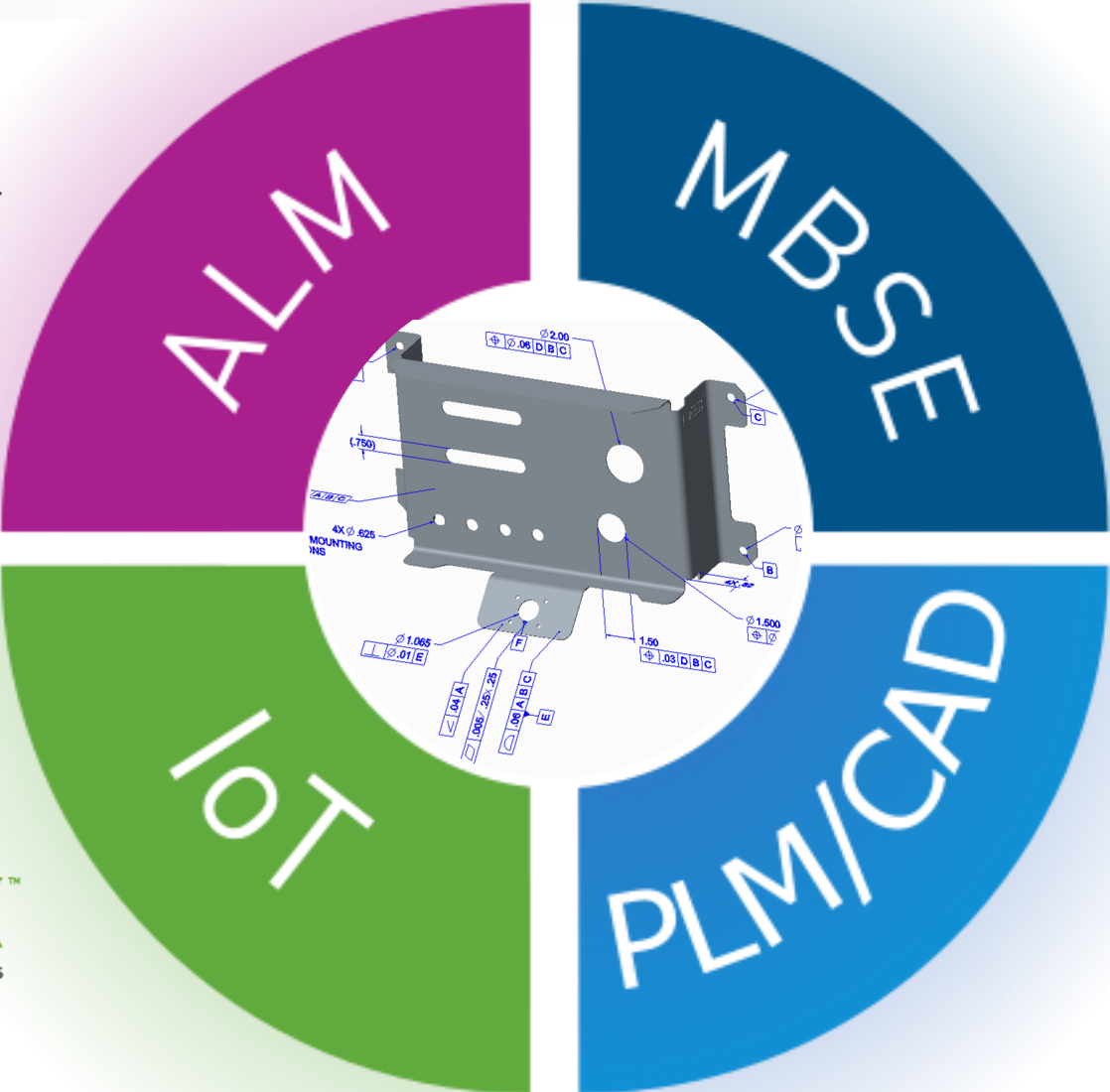
IT Operations: Consulting and Application Support Services

SMART CONNECTED MODELS FOR AGILITY



PTC Integrity™
Lifecycle Manager

PTC Integrity™
Modeler™



ThingWorx™
A PTC® Business

PTC® Windchill®
PTC® Creo®


SMART CONNECTED MODELS FOR AGILITY

**MODEL BASED AGILE
DEVELOPMENT
FOR FAST VALIDATIONS**

**MODEL BASED SYSTEMS
ENGINEERING
FOR EARLY
COLLABORATIONS**

**MODEL BASED IoT
INTEGRATION
FOR FAST AND SECURE
GO-TO-MARKET**

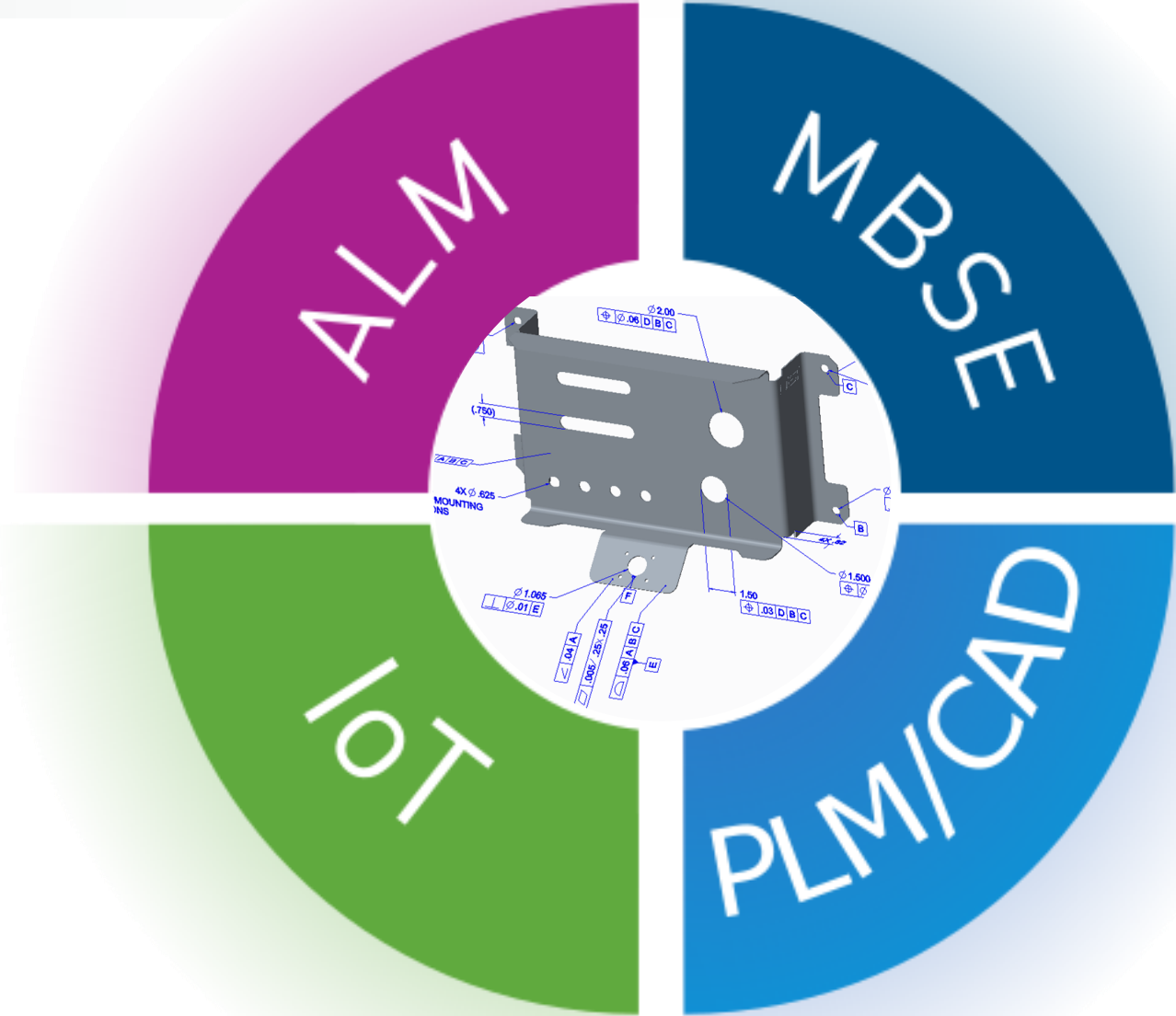
**MODEL BASED
ENTERPRISE
FOR SEAMLESS
PROCESSES**



SMART CONNECTED MODELS FOR AGILITY



**MODEL BASED
SYSTEMS ENGINEERING
FOR EARLY
COLLABORATIONS**



HIGH LEVEL FUNCTIONAL MODELING



The screenshot displays the PTC Integrity Modeler interface for a project titled "Showcase Anlagenbau, Version 9 - PTC Integrity Modeler - [Showcase Müller-Martini::Assets::Klebebinderlinie.[Package] Klebebinderlinie]". The main workspace shows a Block Definition Diagram (bdd) for the "[Package] Klebebinderlinie". The diagram consists of several red rectangular blocks representing functional components: "Abtransport", "Schneiden", "Stapeln", "Zusammentragen", "Buchblock-Anleger", "Trennen", "Klebebinder-Familie", and "Book Data Center BDC". A "VP" (Value Proposition) triangle labeled "Option-Parameter" is positioned at the bottom center of the diagram. An inset image in the bottom right corner shows a 3D perspective view of the physical glue line machinery. The left sidebar contains a "Packages" tree with a hierarchical structure of components and options. The bottom of the interface includes a "Contents" table and a "Properties" panel for the selected package.

Name	Type	Visibility	Changed By	Changed On
[Package] Klebebinderlinie				

Properties of '[Package] Klebebinderlinie':
General | Text | Changes | Style | Items | Translations | BlockDefinitionDiagram
Name: [Package] Klebebinderlinie
Full name: Showcase Müller-Martini::Assets::Klebebinderlinie.[Package] Klebebinderlinie

MODULAR PRODUCT ARCHITECTURE WITH PLE



Showcase Anlagenbau, Version 9 - PTC Integrity Modeler - [Showcase Müller-Martini:Component Library::HAUPTFUNKTIONEN::Zusammentragen.Zusammentrag-Komponenten]

File Edit View Tools Diagram Window Help

100%

Packages

Zusammentrag-Komponenten

ibid Zusammentrag-Komponenten

Choice - Ausschleusweiche

Choice - Streamfeeder = 2

Ausschleusweiche

Streamfeeder

Choice - ZTM 1571 = 3

Choice - ZTM 3692 = 3

Choice - ZTM 3694 = 3

Choice - ZTM 3696 = 3

Choice - ZTM 3697 = 3

ZTM 1571

ZTM 3692

ZTM 3694

ZTM 3696

ZTM 3697

Option-Zusammen-tragen

1.1

0.2

VP

Contents of 'HAUPTFUNKTIONEN'

Name	Type	Visibility	Changed By	Changed On
Abtransport	Block	Public	PTCNET\Tmue...	02.03.2015 18:03:22
Actor1	Actor	Public	SF,Martinez	10.07.2015 14:40:51
Book Data Center ...	Block	Public	PTCNET\Tmue...	02.03.2015 18:03:39

Properties of 'Zusammentrag-Komponenten'

General Text Changes Style Items Translations InternalBlockDiagram

Edit...

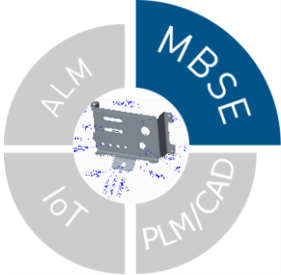
Delete

Use current font settings & color

Displays full pages as they will be printed

SCRL

DETAILED SYSTEM FUNCTION MODELING



PTC Integrity Modeler - [Showcase Müller-Martini::Assets::Alegro-Binder::Klebebinder Alegro].[Block] Klebebinder Alegro [Layout]

File Edit View Tools Window Help

48%

Package: +Klebebinder-Funktionen

- +Auslaufkanal
- +Buchblockanleger
- +Bürststation
- +Einlaufkanal
- +Frässtation
- +Gazestation
- +Infrarottrocknung
- +Niederlegvorrichtung
- +Ruhetisch
- +Rückenbearbeitung
- +Rückenleimwerk 1
- +Rückenleimwerk 2
- +Seitenleimwerk
- +Trennelement
- +Umschlaganleger
- +Umschlagpressung
- +Vorschmelzer

Package: +Komponenten-Bibliothek

- +Abtransport
- +Book Data Center BDC
- +Buchblock-Anleger
- +Klebebinder-Familie
- +Parameter
- +Schneiden
- +Stapeln
- +Trennen
- +Zusammentragen

[Block] Klebebinder Alegro [Layout]

Legend:

1	Trennelement	10	Rückenleimwerk 2
2	Einlaufkanal	11	Seitenleimwerk
3	Ruhetisch	12	Fälzstation
4	Frässtation	13	Vorschmelzer
5	Rückenbearbeitung 1	14	Umschlaganleger
6	Rückenbearbeitung 2	15	Umschlagpressung 1
7	Bürststation	16	Umschlagpressung 2
8	Rückenleimwerk 1	17	Auslaufkanal
9	Infrarottrocknung	18	Niederlegvorrichtung

Contents of '[Package] Alegro [Systemüberblick]'

Name	Type	Visibility	Changed By	Changed On
[Package] Alegro [Systemüberblick]	BlockDefinitionDiagram	Public		

Properties of '[Package] Alegro [Systemüberblick]'

General Text Changes Style Items Translations BlockDefinitionDiagram

[Package] Alegro [Systemüberblick]

Full name: Showcase Müller-Martini::Assets::Alegro-Binder.[Package] Alegro [Systemüberblick]

Page reference: bdd

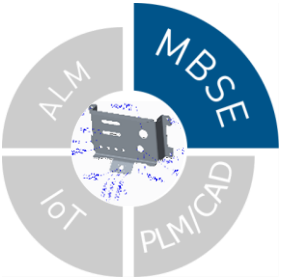
Type: BlockDefinitionDiagram

Last changed on/by: 27.11.2014 17:11:30 PTCNET\Tmueller

Visibility: Public Protected Private Package

For Help, press F1

OPTION BASED SYSTEM CONFIGURATION



PTC Integrity Modeler Variant Selector - Showcase Anlagenbau, Version 9

Anlagen-Optionen

- Option-Zusammentragen**
 - Choice - ZTM 3694
 - Choice - Ausschleusweiche
 - Choice - Streamfeeder
- Option-Buchblock-Anleger**
 - Choice-BA_3642
- Option-Klebebinder-Familie**
 - Choice-Co
 - Choice-CC
- Option-Trennen**
 - Choice-AE
 - Choice-TE
- Option- Schneiden**
 - Choice-Orbit
- Option-Stapeln**
 - Variant1
- Option-Parameter**
 - Parameter 3

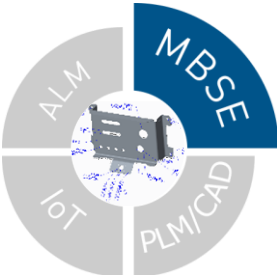

Option-Zusammentragen

- Choice - ZTM 1571
- Choice - ZTM 3692
- Choice - ZTM 3694 (3)
- Choice - ZTM 3696
- Choice - ZTM 3697
- Choice - Ausschleusweiche
- Choice - Streamfeeder (2)

(7/10)

Navigation icons: back, forward, error, warning

MBSE INTEGRATION INTO PLM



PTC Windchill

Products > New_Customer_Order_XYZ > Folders > Mechanical Structure

Order - 3030.1234567, New_Line_Alegro_Customer_XYZ, 1.4 (Mechanical)

Structure | Related Objects | Changes | History | Where Used | Traceability | Variant Related | AML/AVL | Product Analytics | Relationship Explorer | UDI Submissions | Collaboration | Representations | Variant Configuration

Editing | Check Out/In | Clipboard | Viewing | New/Add To | Filter | Tools | Service | Reports

Find in Structure

Identity	Quantity	Project	Assigned Us
3030.1234567, New_Line_Alegro_Customer_XYZ, 1.4 (Mechanical)			
3030.002857, Zusammentragen, 1.8 (Mechanical)	1		
3030.002863, Buchblock-Anleger, 1.5 (Mechanical)	1		
3030.002865, Trennen, 1.11 (Mechanical)	1		
3030.002870, Kiebebinder, 1.9 (Mechanical)	1		
3030.002871, Schneiden, 1.9 (Mechanical)	1		
3030.002872, Dreischneider Esprit, 1.2 (Mechanical)	1		-Esprit
3030.002873, Dreischneider Granit, 1.2 (Mechanical)	1		-Granit
3030.002874, Dreischneider Orbit, 1.2 (Mechanical)	1		-Orbit
3030.002875, Dreischneider Solit, 1.6 (Mechanical)	1		-Solit
3030.004554, 3673_8300_dreischneider_solitasm, 1.2 (Mechanical)	1		
3030.004513, 3673_0900_sc.asm, 1.1 (Mechanical)	1		
3030.004501, 3673_0680_kt12_sc.prt, 1.1 (Mechanical)	1		
3030.004507, 3673_0900_sc.asm, 1.1 (Mechanical)	1		
3030.004512, 3673_0133_kt_sc.prt, 1.1 (Mechanical)	1		
3030.004523, 3673_0362_kt_sc.prt, 1.1 (Mechanical)	1		
3030.004535, 3673_0132_kt_sc.prt, 1.1 (Mechanical)	1		
3030.004537, 3673_0680_kt11_sc.prt, 1.1 (Mechanical)	1		
3030.004539, 3673_0340_sc.asm, 1.1 (Mechanical)	1		
3030.004540, 3673_0620_kt_sc.prt, 1.1 (Mechanical)	1		
3030.004549, 3673_0380_kt01_sc.prt, 1.1 (Mechanical)	1		
3030.004555, 3673_0460_kt_sc.prt, 1.1 (Mechanical)	1		
3030.004556, 3673_0630_kt_sc.prt, 1.1 (Mechanical)	1		
3030.004559, 3673_0580_kt_sc.prt, 1.1 (Mechanical)	1		
3030.004561, 3673_0420_kt73_sc.prt, 1.1 (Mechanical)	1		
3030.004545, 3673_0100_yb1000scasm, 1.1 (Mechanical)	1		
3030.004569, 3520_7456.asm, 1.1 (Mechanical)	1		
3030.004641, Steuerungssoftware für Dreischneider Si			
3030.002876, Frontschneider Frontero, 1.2 (Mechanical)	1		-Frontero

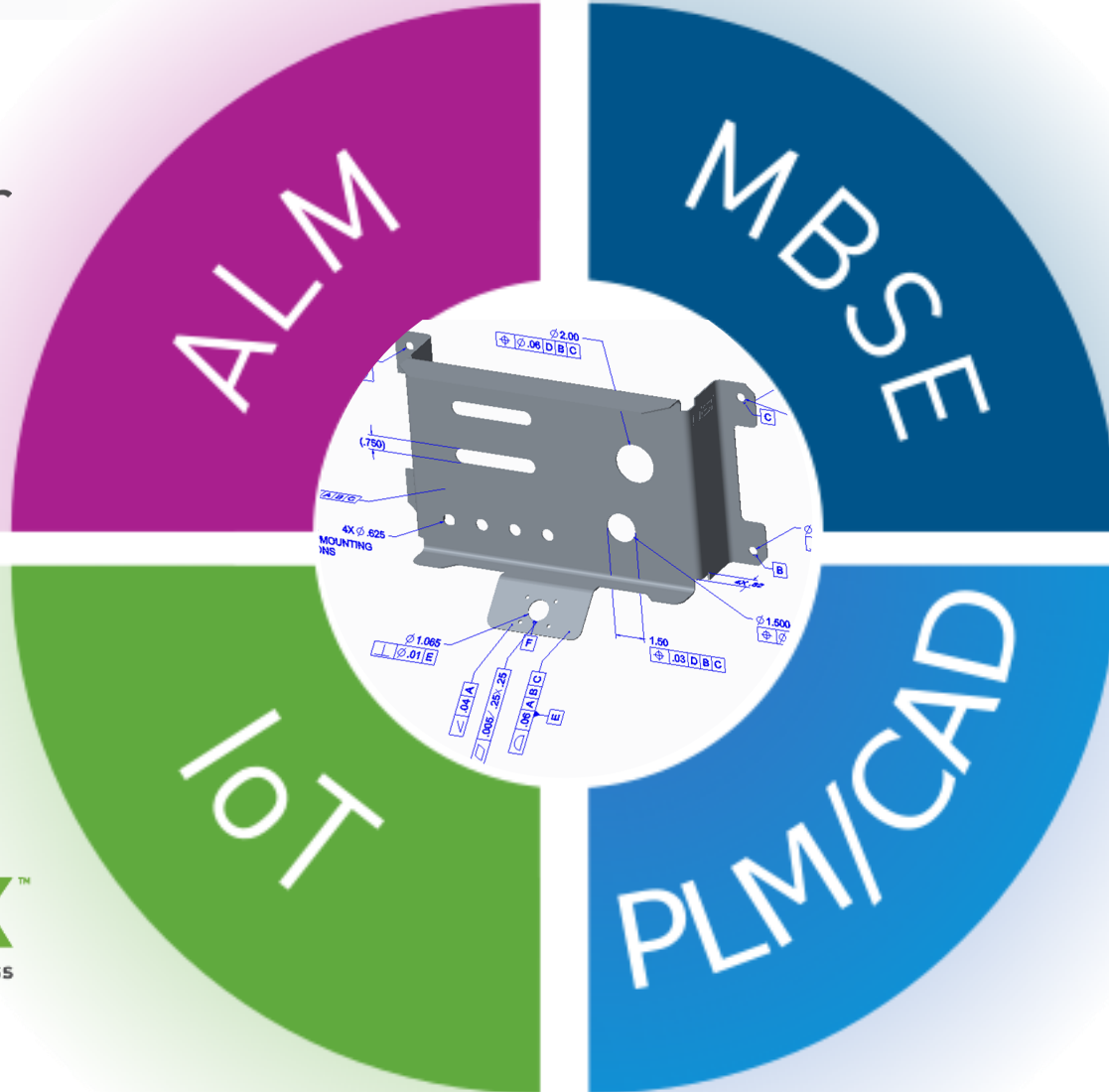
Attributes | Classification | Visualization | Uses | Occurrences | Supersedes

SMART CONNECTED MODELS FOR AGILITY



PTC Integrity™
Lifecycle Manager

PTC Integrity™
Modeler™



ThingWorx™
A PTC® Business

**MODEL BASED
ENTERPRISE FOR
PTC® Windchill®
SEAMLESS PROCESSES
PTC® Creo®**

REUSE YOUR MODELS



IMPROVE QUALITY AND FULFIL STANDARDS

- INSPECT** for Creo
- WALLCHECK** for Creo
- GEOCHECK** for Creo
- QCHECK** for Creo
- EXTENSION** for Modelcheck
- VALIDATE** for Creo
- DIFF** for Creo
- DISTCHECK** for Creo

CLOSE GAP TO MANUFACTURING

- SHEETNC** for Creo
- THERMCUT** for Creo
- HARNESS** for Creo
- WELDING** for Creo

PLM PROCESS AUTOMATION

- iPLOT/iEXPORT** for Windchill
- PLOT/EXPORT** for Windchill
- uWORKER** for Windchill

MERGERS & ACQUISITIONS, PLM FILLING

- MERGE** for Windchill
- VALIDATE** for Windchill
- UPLOAD** for Windchill
- DOWNLOAD** for Windchill

DESIGN AUTOMATION

- MBD** for Creo
- eSPEC** for Creo
- design CONFIGURATOR** for Windchill



INTEGRATE ECAD AND MCAD

- eTRONIC** for Creo
- eCONTOUR** for Creo

ERP INTERFACE

- SAPChill** for Windchill

CAD/CAM PROCESS AUTOMATION WITH APPS FOR CREO



IMPROVE QUALITY AND FULFIL STANDARDS

- INSPECT** for Creo
- WALLCHECK** for Creo
- GEOCHECK** for Creo
- QCHECK** for Creo
- EXTENSION** for Modelcheck
- VALIDATE** for Creo
- DIFF** for Creo
- DISTCHECK** for Creo

AUTOMATED DESIGN

- MBD** for Creo
- eSPEC** for Creo

CLOSE GAP TO MANUFACTURING

- SHEETNC** for Creo
- THERMCUT** for Creo
- HARNESS** for Creo
- WELDING** for Creo



FREE & FANCY TOOLS

- Freetool **ISOTOL** for Creo
- Freetool **GEN2PRT** for Creo
- Freetool **PARAM** for Creo

INTEGRATE ECAD AND MCAD

- eTRONIC** for Creo
- eCONTOUR** for Creo

PDM/PLM AUTOMATION WITH APPS FOR WINDCHILL



MERGERS & ACQUISITIONS, PLM FILLING

- MERGE**
for Windchill
- VALIDATE**
for Windchill
- UPLOAD**
for Windchill
- DOWNLOAD**
for Windchill

PROCESS AUTOMATION

- iPLOT/iEXPORT**
for Windchill
- PLOT/EXPORT**
for Windchill
- uWORKER**
for Windchill

DESIGN AUTOMATION

- design CONFIGURATOR**
for Windchill

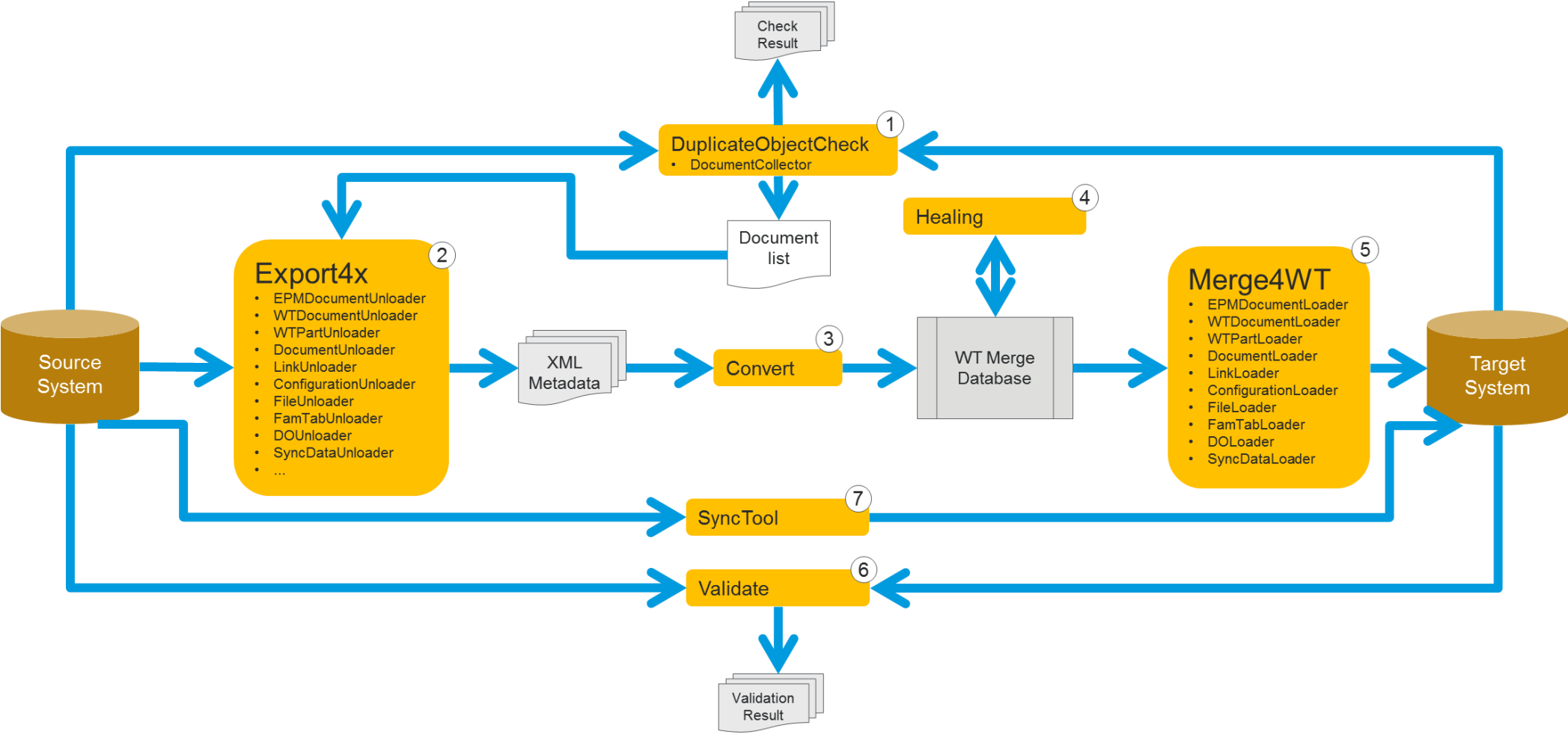


ERP INTERFACE

- SAPChill**
for Windchill


CUSTOM EXTENSIONS

- TWX EXTENSIONS**
for Windchill
- R&D FRAMEWORK**
for Windchill

MIGRATION FACTORY FOR CONTINUOUSLY FILLING

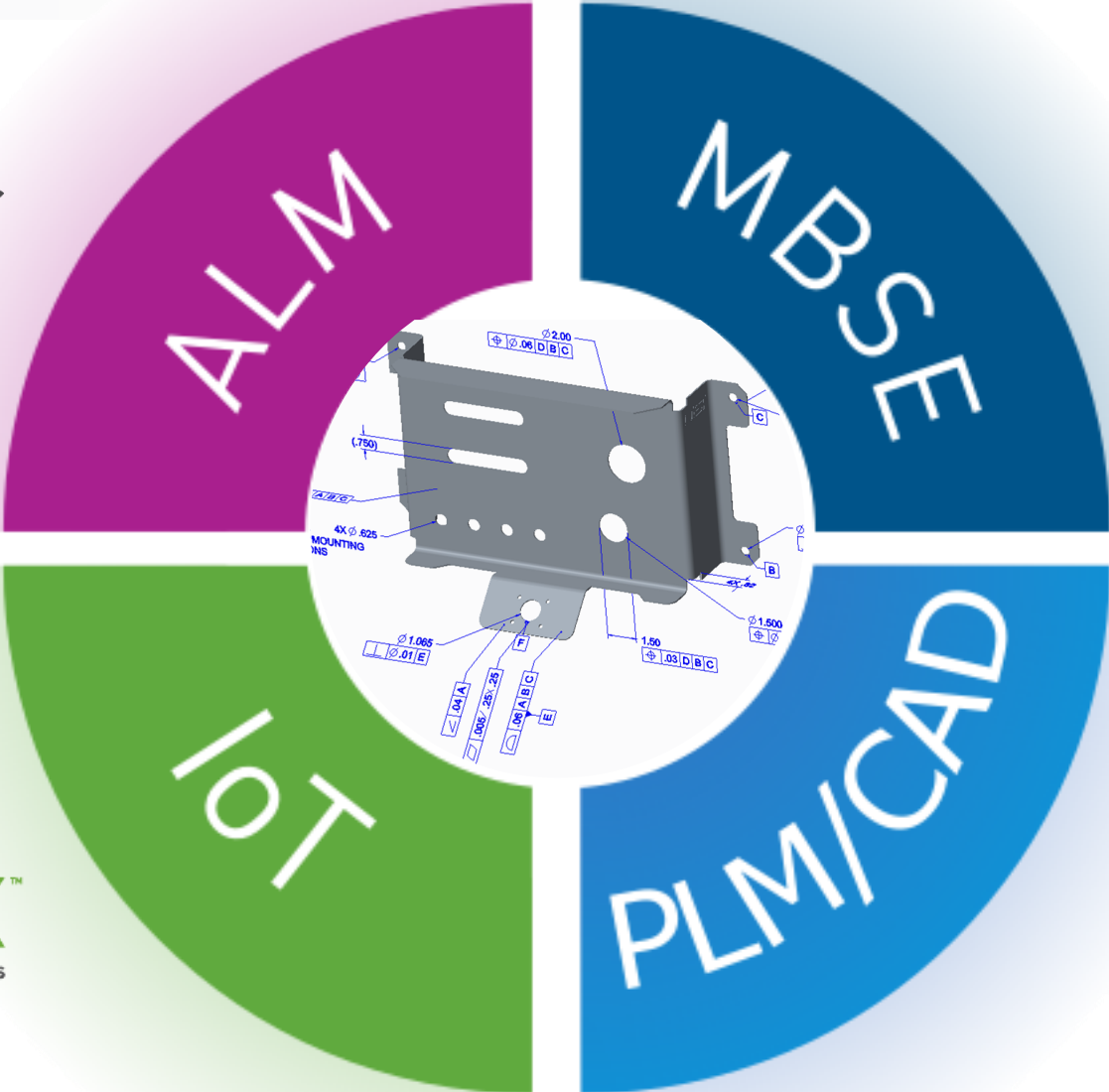


SMART CONNECTED MODELS FOR AGILITY



PTC Integrity™
Lifecycle Manager

PTC Integrity™
Modeler™



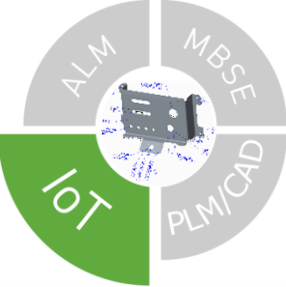

**MODEL BASED IoT
INTEGRATION FOR FAST
AND SECURE GO-TO-
MARKET**



A PTC® Business

**PTC® Windchill®
PTC® Creo®**

OOE, SPC AND AR FOR CONNECTED OPERATIONS



Zeitlicher Verlauf

Verlauf | Tabelle | cm/cmK

Prop_dateTime	Prop_valueIndex	Prop_nominal	Prop_LTL	Prop_UTL	Prop_LAL	Prop_UAL	Prop_LWL	Prop_UWL	Prop_average	R
2016-05-20 14:12:26.852	41	54.00	-6.00	6.00	-5.40	5.40	-4.50	4.50	56.54	
2016-05-20 14:12:26.852	41	54.00	-6.00	6.00	-5.40	5.40	-4.50	4.50	0.21	
2016-05-20 14:11:57.787	41	54.00	-6.00	6.00	-5.40	5.40	-4.50	4.50	54.98	
2016-05-20 14:11:50.770	41	54.00	-6.00	6.00	-5.40	5.40	-4.50	4.50	56.06	
2016-05-20 14:11:50.770	41	54.00	-6.00	6.00	-5.40	5.40	-4.50	4.50	56.06	
2016-05-20 14:10:39.590	41	54.00	-6.00	6.00	-5.40	5.40	-4.50	4.50	54.05	
2016-05-20 14:10:34.582	41	54.00	-6.00	6.00	-5.40	5.40	-4.50	4.50	56.42	
2016-05-20 14:10:31.547	41	54.00	-6.00	6.00	-5.40	5.40	-4.50	4.50	56.06	
2016-05-20 14:09:08.285	41	54.00	-6.00	6.00	-5.40	5.40	-4.50	4.50		

Aktuelle Eingangswerte

INDEX: 44

MAX: 86.80

AVE: 84.16

MIN: 82.10




Aktuelle Eingangswerte

INDEX: 45

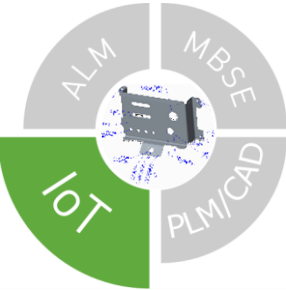

MAX: 0.21

AVE: 0.21

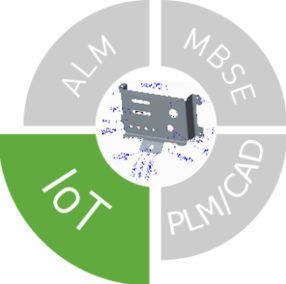
MIN: 0.21



MODEL BASED IOT INTEGRATION FOR FAST AND SECURE GO-TO-MARKET



EASY TO USE COMPOSER



Temperature and humidity sensor

Monitor | Temperature History | Humidity History

On Refresh Now

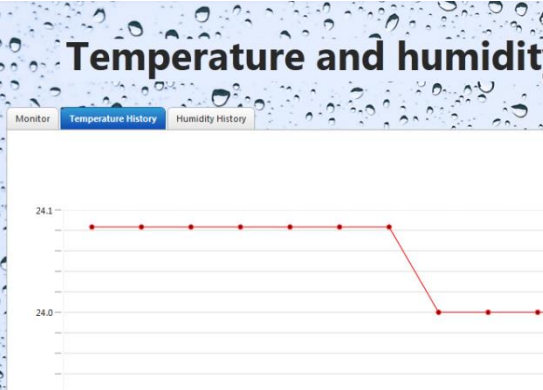
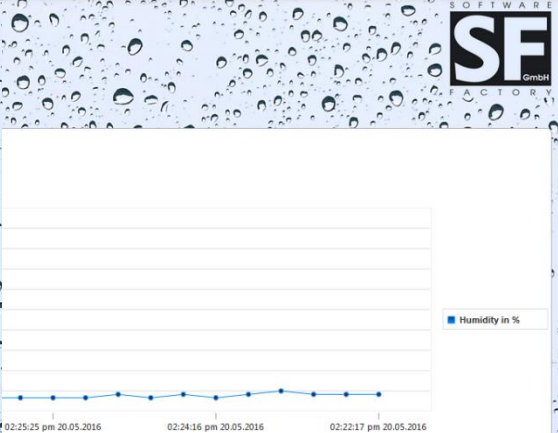
Temperature

24.20

Humidity

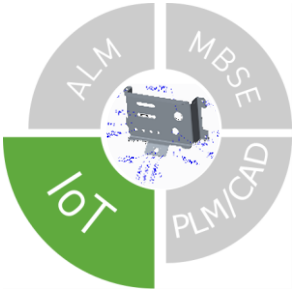

40.40

© Software Factory



Timestamp	Humidity
2016-05-20 14:27:14.633	40.50
2016-05-20 14:26:56.567	40.60
2016-05-20 14:26:51.391	40.50
2016-05-20 14:26:46.207	40.60
2016-05-20 14:26:35.839	40.70
2016-05-20 14:26:30.653	40.90
2016-05-20 14:26:25.488	41.20
2016-05-20 14:26:20.295	42.00
2016-05-20 14:26:15.094	45.20

PROCESS MONITORING – BASIS FOR CONTROL



Browser tabs: SOGo - (1) Posteingang, PCT - Project Controlling T..., ThingWorx Composer, Schraubergebnisse

Address bar: myrte/Thingworx/Runtime/index.html#mashup=Schraubergebnisse&_fromBuilder=b7bc5ca7-0b5f-4052-b875-b0e206cd2527

Buttons: Show/Hide Log, Show/Hide Debug Info, Reload, Default, Fullscreen

SOFTWARE FACTORY

Nexo Nutrunner - Tightening Results

No	2032	OK
Date	2016-02-15 14:24:17	
IdCode	WXYZ 56879500	

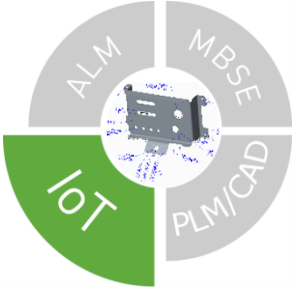
FileNames	AngleValues	TorqueValues
Cycle_0000001498.json	141.04	0.42
Cycle_0000001499.json	142.46	0.43
Cycle_0000001500.json	143.89	0.44
Cycle_0000001501.json	145.31	0.45
Cycle_0000001502.json	146.74	0.45
Cycle_0000001503.json	148.16	0.46

TorqueValues vs AngleValues graph. The x-axis represents AngleValues (65.53 to 250.73) and the y-axis represents TorqueValues (0.2 to 0.8). A blue line shows the relationship, with a tooltip at 148.16 AngleValues and 0.5 TorqueValues.

© Software Factory

Taskbar: C:\Users\..., K:\CAD\V..., Schrauber..., Vorlage_S..., Java EE - E..., ProjektDo..., ProjektDo..., Projektant..., FlexPLML..., Tightenin..., Unbenan..., DE, 11:31 22.04.2016

OOE FRAMEWORK FOR CONNECTED OPERATIONS



Aktuelle Eingangswerte

INDEX 44

MAX 86.80

AVE 84.16

MIN 82.10

Zeitlicher Verlauf

Verlauf **Tabelle** cm/cmK

Prop_dateTime	Prop_valueIndex	Prop_nominal	Prop_LTL	Prop_UTL	Prop_LAL	Prop_UAL	Prop_LWL	Prop_UWL	Prop_averag
2016-05-20 14:12:26.852	41	54.00	-6.00	6.00	-5.40	5.40	-4.50	4.50	56.54
2016-05-20 14:12:26.852	41	54.00	-6.00	6.00	-5.40	5.40	-4.50	4.50	0.21
2016-05-20 14:11:57.787	41	54.00	-6.00						
2016-05-20 14:11:50.770	41	54.00	-6.00						
2016-05-20 14:11:50.770	41	54.00	-6.00						
2016-05-20 14:10:39.590	41	54.00	-6.00						
2016-05-20 14:10:34.582	41	54.00	-6.00						
2016-05-20 14:10:31.547	41	54.00	-6.00						
2016-05-20 14:09:08.285	41	54.00	-6.00						



filter index 1 of 2 Active Filter(s) Add Filter Dosing weight 1

Prop_valueIndex is equal to 41

max. values 120

start date Select Date/Time

On Refresh Now

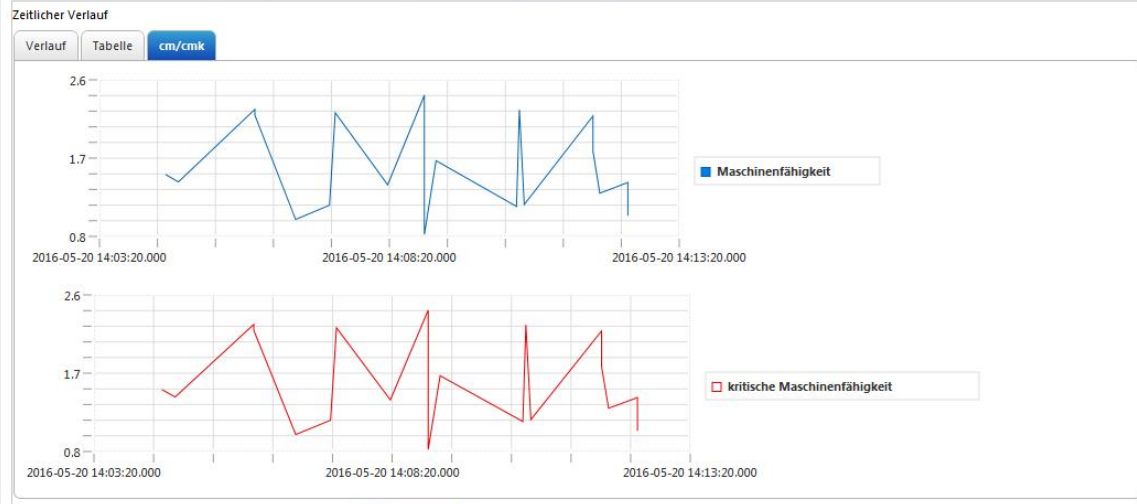
Aktuelle Eingangswerte

INDEX 45

MAX 0.21

AVE 0.21

MIN 0.21



filter index 1 of 2 Active Filter(s) Add Filter Dosing weight fuel 2

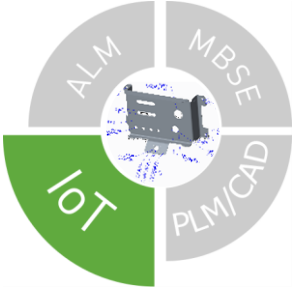
Prop_valueIndex is equal to 41

max. values 120

start date Select Date/Time

On Refresh Now

SPC FRAMEWORK FOR CONNECTED QUALITY



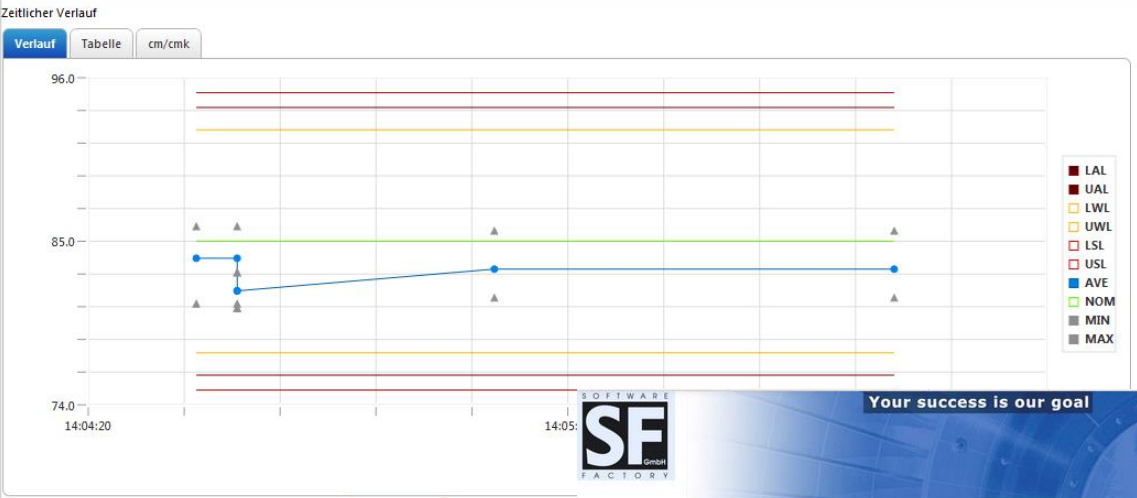
Aktuelle Eingangswerte

INDEX 41

MAX 59.80

AVE 55.24

MIN 52.20



filter index 1 of 2 Active Filter(s) Add Filter

Prop_valueIndex is equal to 44

max. values 120

start date Select Date/Time

On Refresh Now

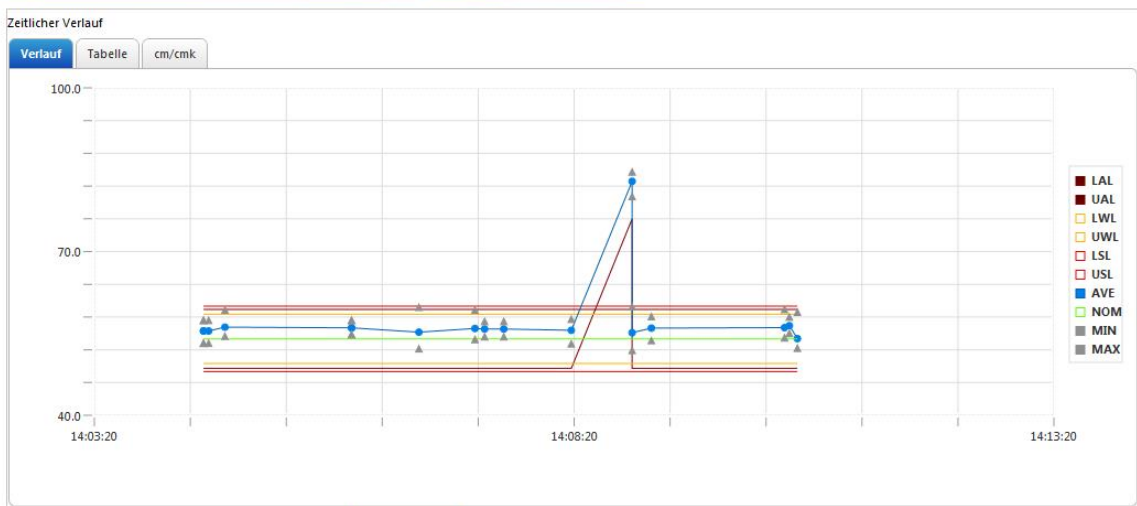
Aktuelle Eingangswerte

INDEX 44

MAX 86.40

AVE 83.28

MIN 80.50


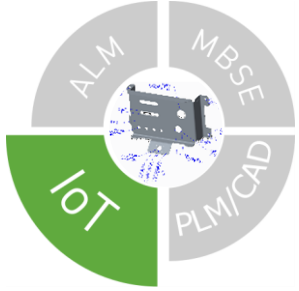


filter index 1 of 2 Active Filter(s) Add Filter

Prop_valueIndex is equal to 41

max. values 120

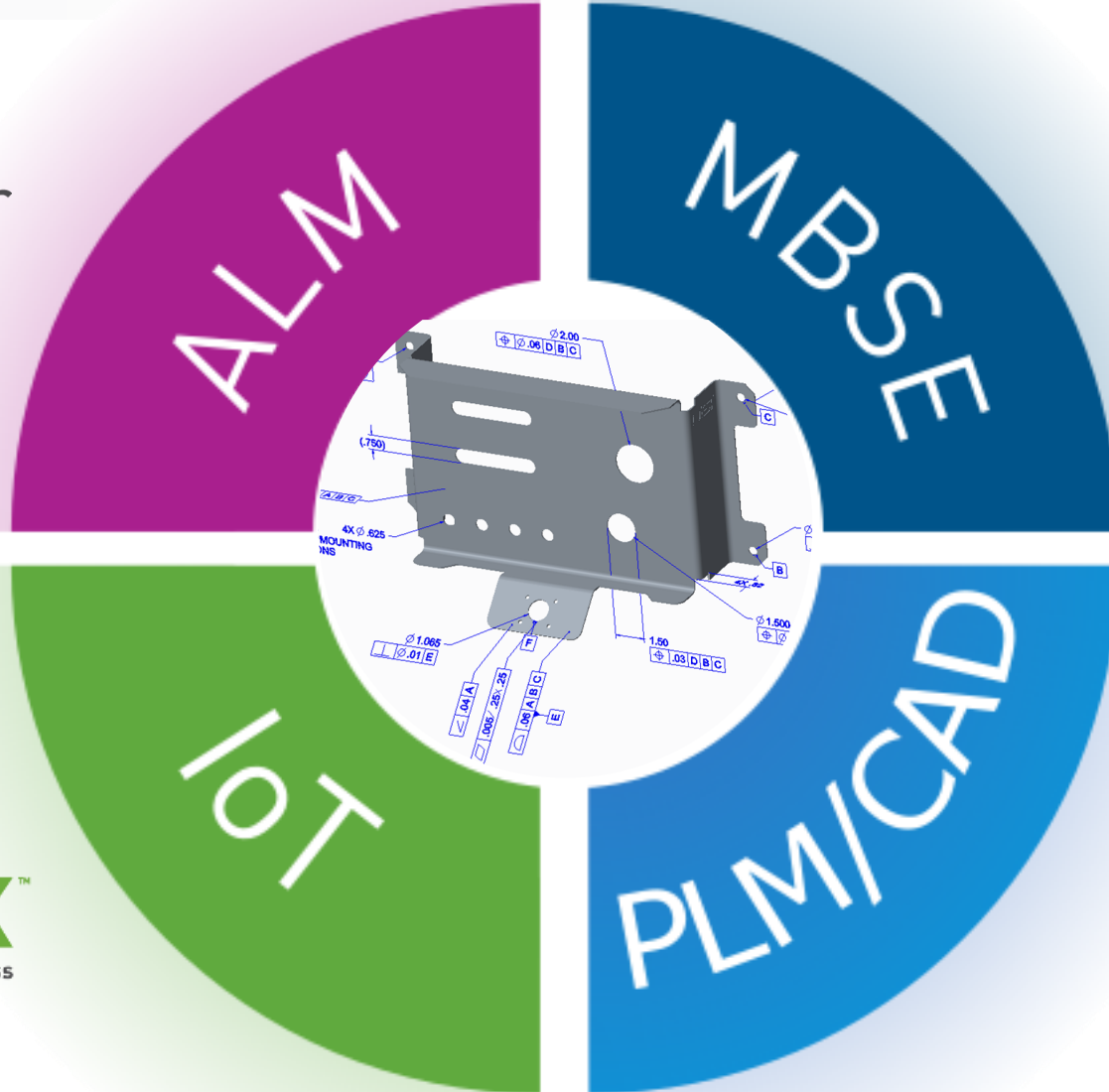
AR FOR INTUITIVE COGNITION



SMART CONNECTED MODELS FOR AGILITY

MODEL BASED AGILE DEVELOPMENT
PTC Integrity Lifecycle Manager
FOR FAST VALIDATIONS

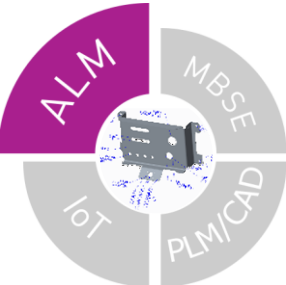
**PTC Integrity™
Modeler™**



**PTC® Windchill®
PTC® Creo®**

ThingWorx™
A PTC® Business

REQUIREMENTS MANAGEMENT IS BASIS FOR AGILITY



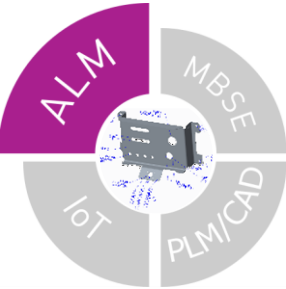
The screenshot displays the PTC Integrity 10 ALM Requirements Analyst ViewSet interface. The main window shows a document titled "ALM_Requirement Document: Buchformat (1520)". The document content includes a heading "Buchformat" followed by a diagram of a book with dimensions labeled "Buchbreite" (width), "Buchdicke" (thickness), and "Rückenlänge" (back length). Below the diagram, the document lists requirements for "Buchbreite", "Buchdicke", and "Rückenlänge", each with sub-sections for "Maximum" and "Minimum".

On the right side, a "Find a document to open" dialog box is open, showing a search results table. The table has columns for "Project" and "Outline". The search results include various projects and their corresponding requirements, such as "1467 - Klebebindemaschine" and "1520 - Buchformat".

Project	Outline
/ALM_Library	Library
/ALM_Templates	Templates
/ALM_Projects/Release1	Project for Release1
/ALM_Projects/Release2	Project for Release2
/ALM_Projects/Hardware	Project for Hardware
/Farbsensor	Farbsensor Backing
/Sensor	Sensor Backing
/ALM_Projects/testitx	testitx Project
/DEMO1	DEMO1 Backing
/Müller Martini	Klebebindemaschine
/Integrity Training	Project for training

Outline
1467 - Klebebindemaschine
1468 - Bindefverfahren
1471 Technical Requirement- Klebebindung
1473 Technical Requirement- Burstbind
1475 Technical Requirement- Ableimen mit Gaze
1477 Technical Requirement- Klappen-Brochure
1479 Technical Requirement- Swiss-Brochure
1481 Technical Requirement- Layflat
1483 - Produktart
1486 Component Requirement- Zeitschriften
1488 Component Requirement- Taschenbücher
1490 Component Requirement- Buchblocks (für Hardcover)
1492 Component Requirement- Kataloge
1494 Component Requirement- Agenden
1496 Component Requirement- Brochuren
1498 Component Requirement- Telefonbücher
1500 Component Requirement- Bücher
1502 - Falztypen
1503 Functional Requirement- Kreuzfalz
1505 Functional Requirement- Einzelblatt
1507 Functional Requirement- Querformat
1509 Functional Requirement- Karte
1511 Functional Requirement- Tabloid
1513 Functional Requirement- Kopffalz
1515 Functional Requirement- Zufpbogen
1517 Functional Requirement- Parallelfalz
1520 - Buchformat
1635 Heading- Buchformat
1543 Comment-
1523 Heading- Buchbreite
1539 Functional Requirement- Maximum
1525 Functional Requirement- Minimum
1529 Heading- Buchdicke
1531 Functional Requirement- Minimum
1533 Functional Requirement- Maximum
1535 Heading- Rückenlänge
1527 Functional Requirement- Maximum
1537 Functional Requirement- Minimum

CHANGE MANAGEMENT FOR REQUIREMENTS AND TESTS



Query: Text Search ALM_Requirement Document:959 ALM_Requirement Docum...ment_Encryption (9

ALM_Requirement Document: 959
Created by almodovares on [08-Jul-2011 12:53:59](#)
Modified by almodovares on 14-Jul-2011 14:19:31

Properties Metrics Advanced Branches Labels Workflow History

History Order: Most recent last Most recent first

Modified by almodovares on [14-Jul-2011 14:19:31](#)

Modified Fields	New Value
Input Revision Date	14-Jul-2011 14:19:30
Shared Text	Requirements Document Encryption

Label "Gate1_Approved" added by almodovares on 14-Jul-2011 14:15:23 against date [08-Jul-2011 19:52:40](#)

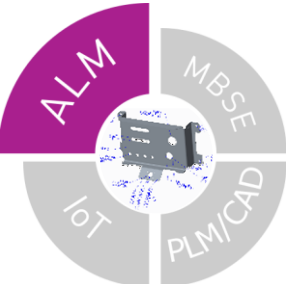
Modified by almodovares on [10-Jul-2011 06:30:01](#)

Modified Fields	New Value
Yesterday Document Churn	0

Modified by almodovares on [09-Jul-2011 06:30:02](#)

Modified Fields	New Value
All Content Count	81
Content Back Trace Count	0
Content Without Back Traces Count	66
Meaningful Content Count	66
Suspect Content Count	0
Suspect Relationship Count	0
Included Document Count	0
Inserted Document Count	0
Open Change Order Count	0

REUSE OF REQUIREMENTS AND TESTS FOR AGILITY



PTC ALM Project: 1467 - administrator@SF-INTEGRITY-T1:7001

Item View

Expand: - Select -

Structure	Type	Summary	State	Relationship Flags	Order
1467 ALM_Project	ALM_Project	Klebebindemaschine	ALM_Proposed		
1468 ALM_Requirement Document	ALM_Requirement Docu...	Bindeverfahren	ALM_Open	→	1
1483 ALM_Requirement Document	ALM_Requirement Docu...	Produktart	ALM_Open	→	2
1502 ALM_Requirement Document	ALM_Requirement Docu...	Falztypen	ALM_Open	→	3
1520 ALM_Requirement Document	ALM_Requirement Docu...	Buchformat	ALM_Open	→	4
1635 ALM_Requirement	ALM_Requirement		ALM_Active		1
1636 ALM_Shared Requir...	ALM_Shared Requirement		ALM_Available		
1543 ALM_Requirement	ALM_Requirement		ALM_Active		
1544 ALM_Shared Requir...	ALM_Shared Requirement		ALM_Available		
1523 ALM_Requirement	ALM_Requirement		ALM_Active		
1539 ALM_Requirement	ALM_Requirement		ALM_Active		
1540 ALM_Shared Re...	ALM_Shared Requirement		ALM_Available		
76 ALM_Test Case	ALM_Test Case		ALM_Active		
77 ALM_Shared T...	ALM_Shared Test Case		ALM_Available		
1525 ALM_Requirement	ALM_Requirement		ALM_Active		
1526 ALM_Shared Re...	ALM_Shared Requirement		ALM_Available		
1524 ALM_Shared Requir...	ALM_Shared Requirement		ALM_Available		
1529 ALM_Requirement	ALM_Requirement		ALM_Active		
1531 ALM_Requirement	ALM_Requirement		ALM_Active		
1533 ALM_Requirement	ALM_Requirement		ALM_Active		
1530 ALM_Shared Requir...	ALM_Shared Requirement		ALM_Available		

ALM_Requirement Document: 675

Branched from 168 by administrator on Nov 29, 2010 2:10:06 PM against date Nov 29, 2010 2:10:06 PM
Modified by administrator on Jul 31, 2011 6:30:01 AM

Properties Metrics Advanced Branches Labels Workflow History

General System requirements specification document

Short Name System requirements specification document

Description System requirements specification document

Process

Category Document

Project /ALM_Projects/Release2 (Active)

State ALM_Delivered (Restricted)

Root I

Revision Da

Valid Change Ord

Options

Root Document true

Allow Edits false

Allow Links true

Allow Traces false

Use Hierarchical Editabili

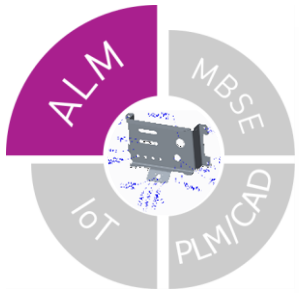
Needs New Chang

Authorizing Change Ord

Item Relationships

Item Relationships	ID
675	675
677	677
679	679
682	682
689	689
692	692
695	695
175	175
680	680
681	681
822	822
828	828
832	832
756	756
775	775
776	776
777	777
778	778
779	779
780	780
834	834
837	837
838	838
839	839
840	840
841	841

MONITORING FOR CONTROL



Reports and Queries

Reports

- Weekly Defect Status Report
- Defect Assignment
- Defect Root Cause

Defect Rates

- Open Defects
- Closed Defects
- Total Defects

Blocking and Suspect

- Blocking Defects
- Suspect Results

Distribution

- Defects by Priority
- Defects by Priority and User

Open Defects by Priority

Priority	Count
Low	0
Medium	4
High	7
Critical	2

Weekly Arrival Rate

Date	Count
28-Nov-2008	59
5-Dec-2008	59
12-Dec-2008	59
19-Dec-2008	59
26-Dec-2008	59
2-Jan-2009	60
9-Jan-2009	63
16-Jan-2009	67
23-Jan-2009	70
30-Jan-2009	71
6-Feb-2009	72
13-Feb-2009	130
20-Feb-2009	137
27-Feb-2009	142
6-Mar-2009	142
13-Mar-2009	142

Defect Containment

Introduced During	Requirements	Design	Coding	Testing	Post Release	Total
Requirements	0	0	0	1	0	1
Architecture	0	0	0	0	0	0
Design	0	0	0	3	0	3
Coding	0	0	0	9	0	9
Testing	0	0	0	0	0	0

SMART CONNECTED MODELS FOR AGILITY

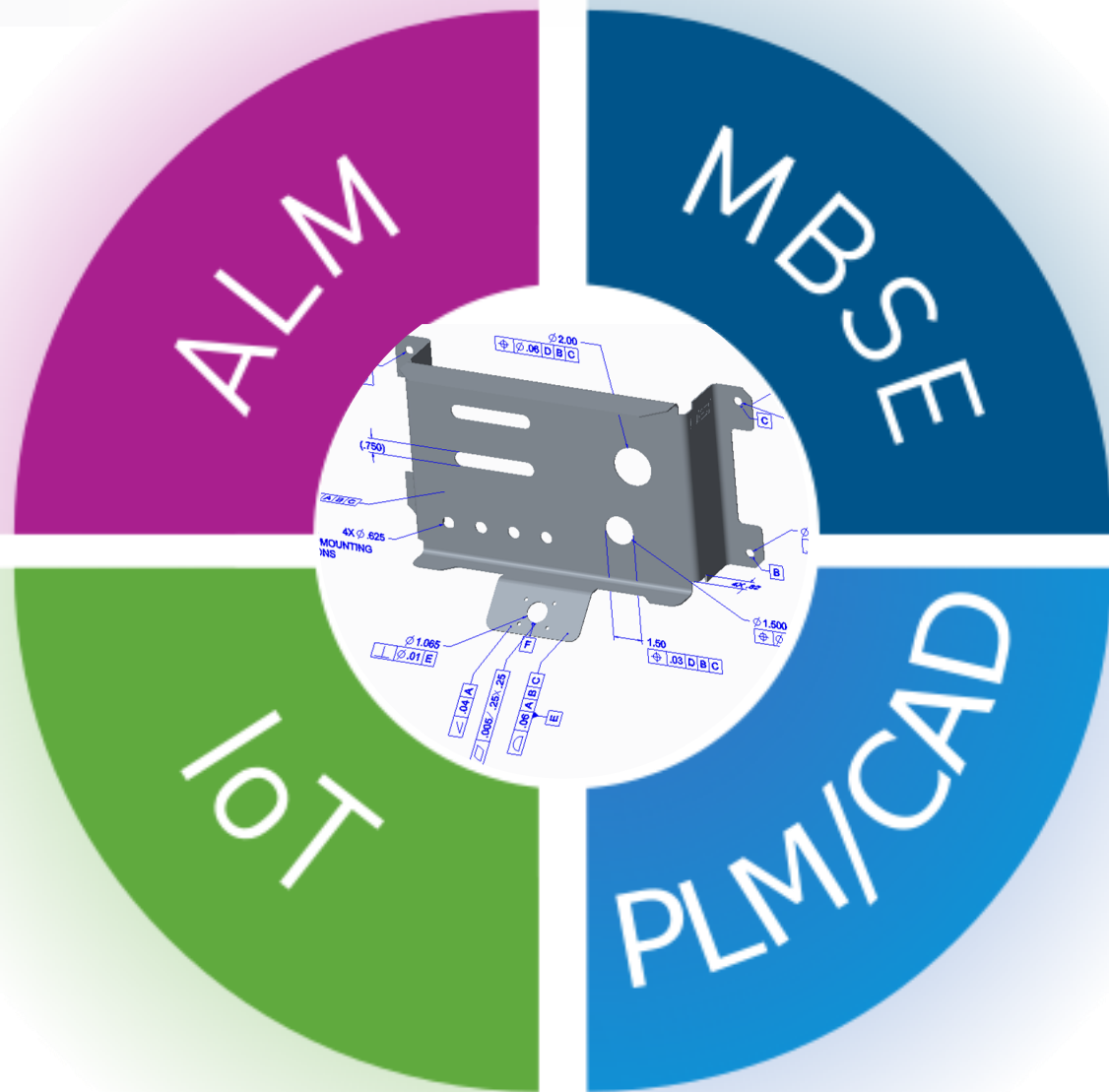


**MODEL BASED AGILE
DEVELOPMENT
FOR FAST VALIDATIONS**

**MODEL BASED SYSTEMS
ENGINEERING
FOR EARLY
COLLABORATIONS**

**MODEL BASED IoT
INTEGRATION
FOR FAST AND SECURE
GO-TO-MARKET**

**MODEL BASED
ENTERPRISE
FOR SEAMLESS
PROCESSES**



INNOVATION NEEDS AGILITY



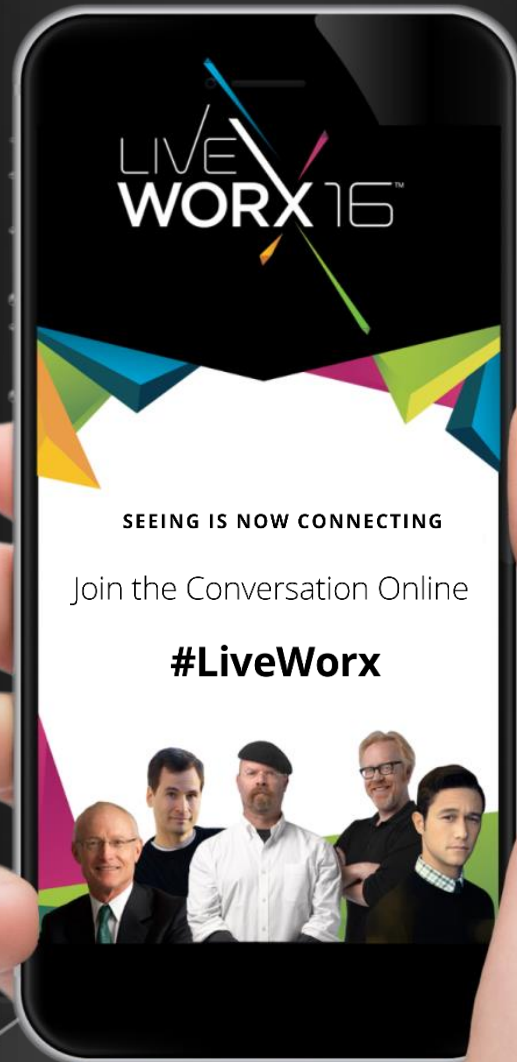
The image features several colorful geometric shapes, primarily triangles and lines, scattered across the white background. A large, multi-colored triangular shape is prominent on the right side, composed of various shades of blue, green, yellow, orange, pink, and purple. Several thin, colored lines (blue, pink, green, orange) radiate from the center towards the edges. The text 'LIVE WORX 16' is centered in the upper half, with 'LIVE' in a thin, outlined font and 'WORX 16' in a bold, solid black font. A small 'TM' trademark symbol is positioned to the right of the '16'.

LIVE WORX 16™

TAKE A FRESH LOOK AT THINGS

liveworx.com

LIVE
WORX 16™



Please use the
mobile app to rate
this session

Access the latest schedule and join
the conversation on social media
#LIVEWORX #IoT.