



ptc[®] mathcad prime[®]

Keyboard Shortcuts

Mathcad Prime 4.0

Copyright © 2017 PTC Inc. and/or Its Subsidiary Companies. All Rights Reserved.

User and training guides and related documentation from PTC Inc. and its subsidiary companies (collectively "PTC") are subject to the copyright laws of the United States and other countries and are provided under a license agreement that restricts copying, disclosure, and use of such documentation. PTC hereby grants to the licensed software user the right to make copies in printed form of this documentation if provided on software media, but only for internal/personal use and in accordance with the license agreement under which the applicable software is licensed. Any copy made shall include the PTC copyright notice and any other proprietary notice provided by PTC. Training materials may not be copied without the express written consent of PTC. This documentation may not be disclosed, transferred, modified, or reduced to any form, including electronic media, or transmitted or made publicly available by any means without the prior written consent of PTC and no authorization is granted to make copies for such purposes. Information described herein is furnished for general information only, is subject to change without notice, and should not be construed as a warranty or commitment by PTC. PTC assumes no responsibility or liability for any errors or inaccuracies that may appear in this document.

The software described in this document is provided under written license agreement, contains valuable trade secrets and proprietary information, and is protected by the copyright laws of the United States and other countries. It may not be copied or distributed in any form or medium, disclosed to third parties, or used in any manner not provided for in the software licenses agreement except with written prior approval from PTC.

UNAUTHORIZED USE OF SOFTWARE OR ITS DOCUMENTATION CAN RESULT IN CIVIL DAMAGES AND CRIMINAL PROSECUTION.

PTC regards software piracy as the crime it is, and we view offenders accordingly. We do not tolerate the piracy of PTC software products, and we pursue (both civilly and criminally) those who do so using all legal means available, including public and private surveillance resources. As part of these efforts, PTC uses data monitoring and scouring technologies to obtain and transmit data on users of illegal copies of our software. This data collection is not performed on users of legally licensed software from PTC and its authorized distributors. If you are using an illegal copy of our software and do not consent to the collection and transmission of such data (including to the United States), cease using the illegal version, and contact PTC to obtain a legally licensed copy.

Important Copyright, Trademark, Patent, and Licensing Information: See the About Box, or copyright notice, of your PTC software.

UNITED STATES GOVERNMENT RIGHTS

PTC software products and software documentation are "commercial items" as that term is defined at 48 C.F.R. 2.101. Pursuant to Federal Acquisition Regulation (FAR) 12.212 (a)-(b) (Computer Software) (MAY 2014) for civilian agencies or the Defense Federal Acquisition Regulation Supplement (DFARS) at 227.7202-1(a) (Policy) and 227.7202-3 (a) (Rights in commercial computer software or commercial computer software documentation) (FEB 2014) for the Department of Defense, PTC software products and software documentation are provided to the U.S. Government under the PTC commercial license agreement. Use, duplication or disclosure by the U.S. Government is subject solely to the terms and conditions set forth in the applicable PTC software license agreement.

PTC Inc., 140 Kendrick Street, Needham, MA 02494 USA

Contents

PTC Mathcad Prime 4.0 Keyboard Shortcuts.....	7
Regions	8
Math	9
Constants	9
Plots	9
Operators.....	10
Matrices and Tables	15
General.....	15

1

PTC Mathcad Prime 4.0 Keyboard Shortcuts

Regions	8
Math.....	9
Constants	9
Plots.....	9
Operators	10
Matrices and Tables.....	15
General	15

Regions

Inserting Regions

Operator/Command	Description	Keyboard Shortcut
Area	Inserts an area that you can collapse or expand to toggle the display of your work.	Ctrl+Shift+A
Excel Component	Inserts an excel component.	Ctrl+Shift+E
Image	Inserts an image.	Ctrl+4
Include Worksheet	Inserts variable and function definition from another worksheet.	Ctrl+Shift+W
Math	Inserts a math region.	Ctrl+Shift+M
Object	Inserts an object in your worksheet to embed content from another application.	Ctrl+Shift+O
Solve Block	Inserts a solve block.	Ctrl+1
Table	Inserts a table.	Ctrl+6
Text Block	Inserts a text block.	Ctrl+Shift+T
Text Box	Inserts a text box.	Ctrl+T

Working with Regions

Description	Keyboard Shortcut
Moves the cursor to the beginning of the expression.	Home
Moves the cursor to the end of the expression.	End
Moves the cursor to the left of the selected expression or to the beginning of the selected word.	Ctrl+Left Arrow
Moves the cursor to the right of the selected expression or to the end of the selected word.	Ctrl+Right Arrow
Moves the cursor to the next placeholder.	Right Arrow
Moves the cursor to the previous placeholder.	Left Arrow
Recalculates the selected or active region.	F5
Separates the selected regions horizontally.	Ctrl+F8
Separates the selected regions vertically.	Ctrl+F3

Description	Keyboard Shortcut
Toggles the active region selection.	Ctrl+Enter
Inside a text region, inserts a new line above or below depending on the position of the cursor.	Shift+Enter

Math

Operator/Command	Description	Keyboard Shortcut
Greek Letters	Adds a Greek letter.	corresponding Latin letter, Ctrl+G
<i>i</i> or <i>j</i>	Indicates imaginary units.	li or lj
Insert String	Inserts a string.	"
Subscripts	Toggles the baseline of a text.	Ctrl+-
Toggle Labels	Toggles the label type.	Ctrl+Q

Constants

Operator/Command	Description	Keyboard Shortcut
γ	Euler's constant/ number	g, Ctrl+G
∞	Infinity	Ctrl+Shift+Z
π	Pi	p, Ctrl+G

Plots

Operator/Command	Description	Keyboard Shortcut
XY Plot	Inserts an XY Plot.	Ctrl+2
3D Plot	Inserts a 3D Plot.	Ctrl+3
Contour Plot	Inserts a Contour Plot.	Ctrl+5
Polar Plot	Inserts a Polar Plot.	Ctrl+7
All Plots	Inserts a new axis expression into the active axis expression list.	Shift+Enter

Operators

Algebra Operators

Operator/Command	Description	Keyboard Shortcut
$ x $	Absolute Value	
$x + y$	Addition	+
$ x $	Determinant	
$\frac{x}{y}$	Division	/
y^x	Exponentiation	^
$n!$	Factorial	!
$x \div y$	In-line Division	Ctrl+/ /
(x)	Matched pair of parentheses	(
$x \cdot y$	Multiplication and Dot Product	*
$x - y$	Negation and Subtraction	-
,	Separate arguments of a function	, Comma
$\sqrt[n]{x}$	Square Root and Nth Root	\
$x\%$	Percent	%

Equation Break Operators

Operator	Description	Keyboard Shortcut
$+ \downarrow$	Equation Break Addition	Ctrl+Shift++
$- \downarrow$	Equation Break Subtraction	Ctrl+Shift+-
$\cdot \downarrow$	Equation Break Multiplication	Ctrl+Shift+*

Operator	Description	Keyboard Shortcut
$\div \downarrow$	Equation Break In-line Division	Ctrl+Shift+/
\downarrow	Toggle between regular and Equation Break Operators.	Ctrl+Shift+Enter

Calculus Operators

Operator/Command	Description	Keyboard Shortcut
$A \circledast B$	Circular Convolution	Ctrl+Shift+V
$\frac{d^2}{dt^2} f(t)$	Derivative	Ctrl+Shift+D
$\int_a^b f(x) dx$	Integral	Ctrl+Shift+I
$A * B$	Linear Convolution	Ctrl+Shift+L
$g := f'$	Prime	Ctrl+' (Apostrophe)
$\prod_{j=m}^n X$	Product	Ctrl+Shift+#
$\sum_{j=m}^n X$	Summation	Ctrl+Shift+\$

Comparison Operators


Operator/Command	Description	Keyboard Shortcut
$x = y$	Equal To	Ctrl+=
$x > y$	Greater Than	>
$x \geq y$	Greater Than or Equal To	>= Ctrl+0

Operator/Command	Description	Keyboard Shortcut
$x \neq y$	Inequality	< >
$x \in y$	Is Element Of	Ctrl+F7
$x < y$	Less Than	<
$x \leq y$	Less Than or Equal To	<= Ctrl+9
$x \oplus y$	Logical Exclusive OR	Ctrl+Shift+%
$x \wedge y$	Logical AND	Ctrl+Shift+&
$\neg x$	Logical NOT	Ctrl+Shift+!
$x \vee y$	Logical OR	Ctrl+Shift+@



Definition and Evaluation Operators

Operator/Command	Description	Keyboard Shortcut
$x := a$	Definition	: Colon
$x = 1$	Evaluation	=
$x \equiv b$	Global Definition	Ctrl+Shift+~

Engineering Operators

Operator/Command	Description	Keyboard Shortcut
\bar{x}	Complex Conjugate	Ctrl+Shift+(
x°	Degree	° Hold down Alt and press 0176
	Scaling	Ctrl+Shift+U
$x \angle y$	Polar	Ctrl+Shift+P


Symbolic Operators

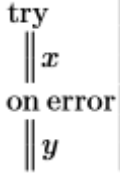
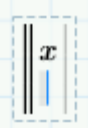
Operator/Command	Description	Keyboard Shortcut
	Symbolic Evaluation	Ctrl+. (period)
	Limit	Ctrl+L
Cursor at end of a symbolic keyword	Adds a new line with a keyword placeholder.	Shift+Enter

Vector and Matrix Operators

Operator/Command	Description	Keyboard Shortcut
$u \times v$	Cross Product	Ctrl+8
$[]$	Matrix	[Ctrl+M
$M^{(j)}$	Matrix Column	Ctrl+Shift+C
$M_{i,j}$	Matrix Index	[
M^{-1}	Matrix Inverse	^-1
\widehat{M}^i	Matrix Row	Ctrl+Shift+R
M^T	Matrix Transpose	Ctrl+Shift+T
$\ M\ $	Norm	Ctrl+Shift+
$x..z$	Range	.. Two periods
$x,y..z$	Step Range	, Comma
\vec{M}	Vectorize	Ctrl+Shift+^

Programming Operators



Operator/Command	Description	Keyboard Shortcut
	Program]
<code> $x \leftarrow y$ </code>	Local Assignment	{
<code>if w x </code>	If	}
<code>if w x else y </code>	Else	Ctrl+Shift+}
<code>if w x else if y z </code>	Else If	Ctrl+;
<code>if w x also if y z </code>	Also If	Ctrl+Shift+)
<code>while x y </code>	While Loop	Ctrl+]]
<code>for $x \in 0..5$ y </code>	For Loop	Ctrl+Shift+"
<code> break </code>	Break	Ctrl+Shift+{
<code> continue </code>	Continue	Ctrl+Shift+:
<code> return </code>	Return	Ctrl+\

Operator/Command	Description	Keyboard Shortcut
	Try / On Error	Ctrl+[
	Adds a new line to the program.	Enter
	Pressing Ctrl+J after a program word, changes the word into an operator.	Ctrl+J

Matrices and Tables

Operator/Command	Description	Keystroke
Insert Left/Right	Inserts a column to the left or to the right according to the cursor's location.	Shift+Space
Insert Above/Below	Inserts a row above or below depending on the location of the cursor.	Shift+Enter

General

Operator/Command	Description	Keystroke
Calculate Worksheet	Recalculates the worksheet.	Ctrl+F5
Functions, open dialog box	Opens the Functions dialog box.	F2
Add Page Break	Inserts a page break.	Ctrl+Enter
	Opens the Help Center.	F1
	Closes the current document.	Ctrl+W