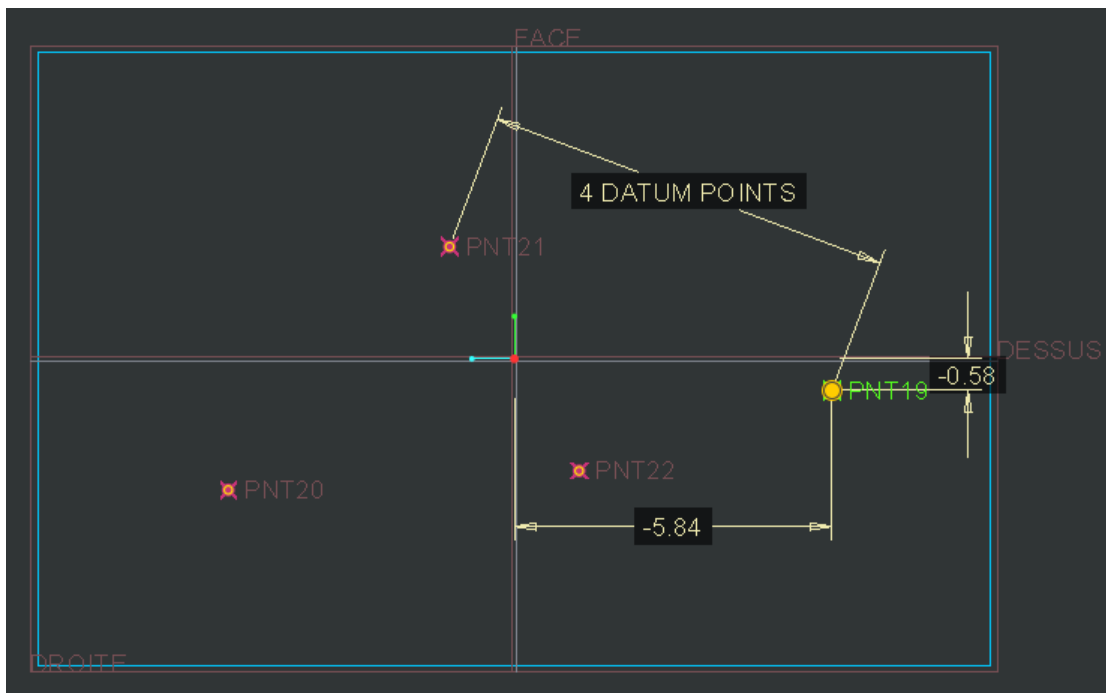
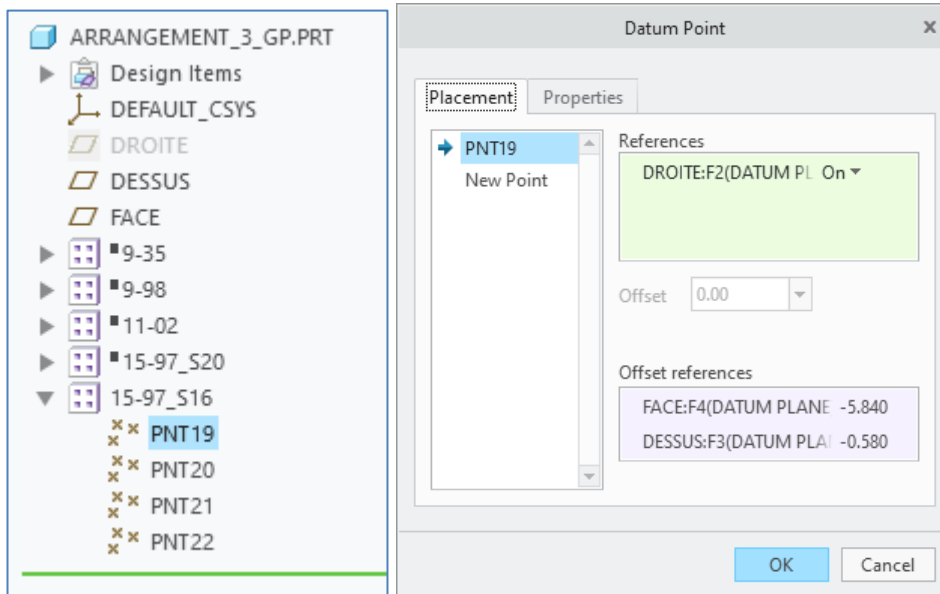


INFORMATION



- I set DROITE view for above picture
- pattern leader is PNT19
- PNT19 is placed on DROITE and offset from FACE and DESSUS
- note that both dimensions have **minus sign** ... this is because PNT19 is located on **gray side of datum planes** ... see following picture explaining FACE sides

- you have to set **enable_legacy_datum_planes yes** in **config.pro** file to see both datum plane "lines" (brown and gray)
- you have to set **show_dim_sign yes** in **config.pro** file to see minus signs


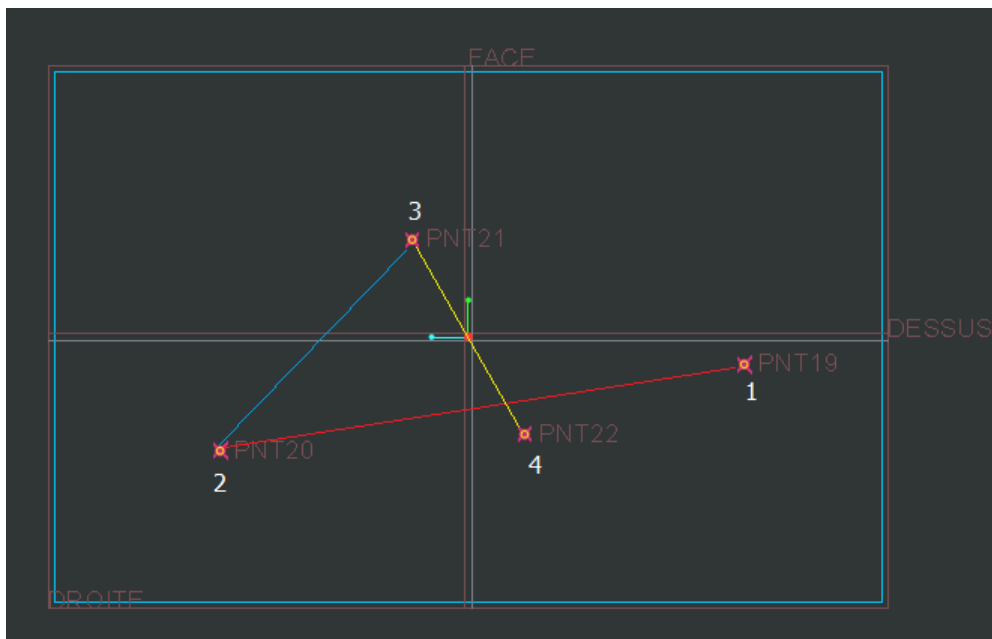


Table name TABLE1.			
idx	d93(-5.840)	d94(-0.580)	
2	5.260	-2.410	
3	1.190	2.060	
4	-1.190	-2.060	

- idx 2 ... PNT20 ... correct position
- idx 3 ... PNT21 ... correct position
- idx 4 ... PNT22 ... correct position
- it seems to me that point order is not correct



It seems to me that you created the pattern incorrectly.

SUGGESTION

- modify config.pro
 - enable_legacy_datum_planes yes
 - show_dim_sign yes
- fix position of PNT19
- fix values in pattern table