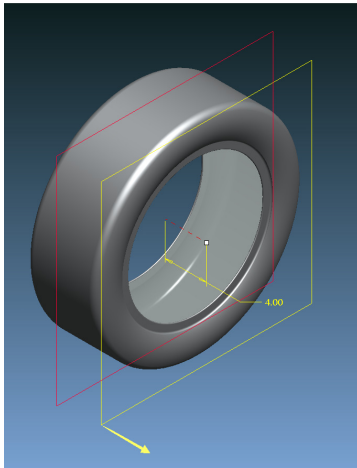
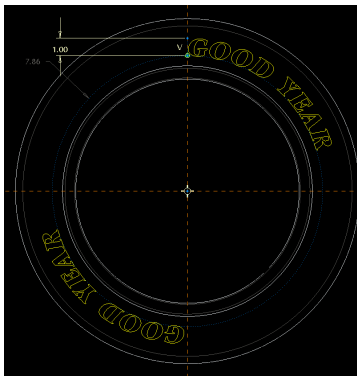


Text on a curved surface


1. create a datum plane at an offset, outside the curved object



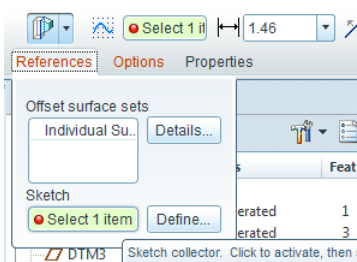
2. write the text on this datum plane, with sketcher



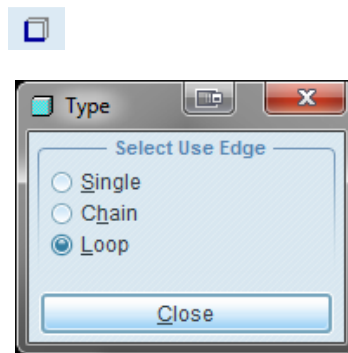
4. select the object surface on which the text will be projected (select object, then click again on the surface)



5. creat an offset (edit -> offset), choose "with draft feature". Click on "References" and create a new sketch on the earlier created plane.



Trace the earlier created text with the "USE - create entity from an outline" tool. Use "Loop".



When the depth is correct, hide the first created sketch and save status in the layer tree.

