



# PDF Extension User Guide

Version 1.0

**Copyright © 2016 PTC Inc. and/or Its Subsidiary Companies. All Rights Reserved.**

User and training guides and related documentation from PTC Inc. and its subsidiary companies (collectively "PTC") are subject to the copyright laws of the United States and other countries and are provided under a license agreement that restricts copying, disclosure, and use of such documentation. PTC hereby grants to the licensed software user the right to make copies in printed form of this documentation if provided on software media, but only for internal/personal use and in accordance with the license agreement under which the applicable software is licensed. Any copy made shall include the PTC copyright notice and any other proprietary notice provided by PTC. Training materials may not be copied without the express written consent of PTC. This documentation may not be disclosed, transferred, modified, or reduced to any form, including electronic media, or transmitted or made publicly available by any means without the prior written consent of PTC and no authorization is granted to make copies for such purposes.

Information described herein is furnished for general information only, is subject to change without notice, and should not be construed as a warranty or commitment by PTC. PTC assumes no responsibility or liability for any errors or inaccuracies that may appear in this document.

The software described in this document is provided under written license agreement, contains valuable trade secrets and proprietary information, and is protected by the copyright laws of the United States and other countries. It may not be copied or distributed in any form or medium, disclosed to third parties, or used in any manner not provided for in the software licenses agreement except with written prior approval from PTC.

UNAUTHORIZED USE OF SOFTWARE OR ITS DOCUMENTATION CAN RESULT IN CIVIL DAMAGES AND CRIMINAL PROSECUTION. PTC regards software piracy as the crime it is, and we view offenders accordingly. We do not tolerate the piracy of PTC software products, and we pursue (both civilly and criminally) those who do so using all legal means available, including public and private surveillance resources. As part of these efforts, PTC uses data monitoring and scouring technologies to obtain and transmit data on users of illegal copies of our software. This data collection is not performed on users of legally licensed software from PTC and its authorized distributors. If you are using an illegal copy of our software and do not consent to the collection and transmission of such data (including to the United States), cease using the illegal version, and contact PTC to obtain a legally licensed copy.

**Important Copyright, Trademark, Patent, and Licensing Information:** See the About Box, or copyright notice, of your PTC software.

**United States Governments Rights**

PTC software products and software documentation are "commercial items" as that term is defined at 48 C.F.R. 2.101. Pursuant to Federal Acquisition Regulation (FAR) 12.212 (a)-(b) (Computer Software) (MAY 2014) for civilian agencies or the Defense Federal Acquisition Regulation Supplement (DFARS) at 227.7202-1 (a) (Policy) and 227.7202-3 (a) (Rights in commercial computer software or commercial computer software documentation) (FEB 2014) for the Department of Defense, PTC software products and software documentation are provided to the U.S. Government under the PTC commercial license agreement. Use, duplication or disclosure by the U.S. Government is subject solely to the terms and conditions set forth in the applicable PTC software license agreement.

**PTC Inc., 140 Kendrick Street, Needham, MA 02494 USA**



Software Change Log .....	2
Introduction and Installation .....	2
About the PDF Extension .....	2
Installing the PDF Extension .....	2
Configuration and Usage .....	4
Usage .....	4
Known Limitations and Compatibility.....	5
Document Revision History .....	5

## Software Change Log

Version	Release Date	Changes
1.0	4/4/2016	Initial Release

## Introduction and Installation

Extensibility is a core aspect of the architecture and design of ThingWorx. Partners, third parties, and general ThingWorx users can easily add new functionality into the system, seamlessly. Extensions can be in the form of Service (function/method) Libraries, Connector Templates, Widgets, and more.

This document provides installation and usage instructions for the PDF Extension.

### About the PDF Extension

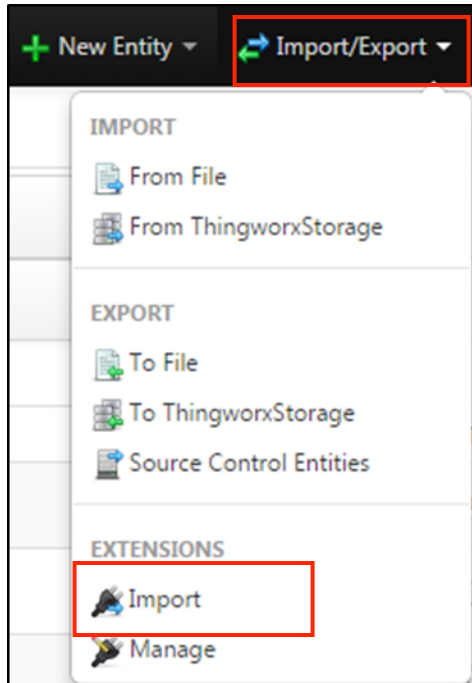
The PDF Extension allows you to generate a PDF file out of a specific Mashup. This resulting file will have a screenshot of that Mashup inserted on it, rendered on a specific resolution.

The PDF Extension creates a Resource called PDF Export, with a single service called CreatePDF.

### Installing the PDF Extension

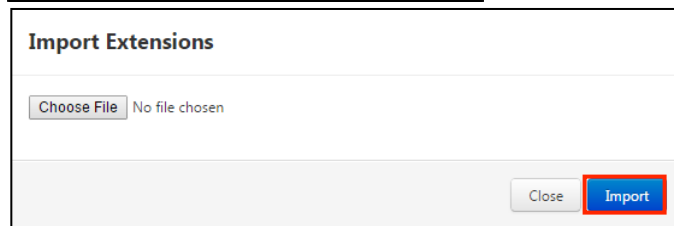
1. From a web browser, launch ThingWorx.
2. Log into ThingWorx as an administrator.

3. Go to **Import/Export > Import**.



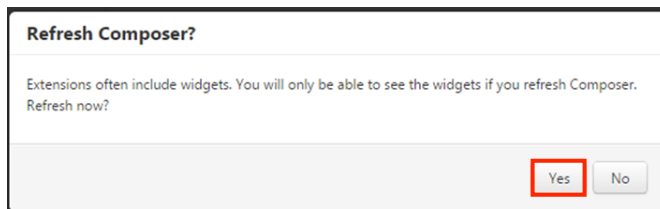
4. Click Choose File and select PDFExtension.zip
5. Click **Import**.

Note: If an **Import Successful** message does not display, contact your ThingWorx System Administrator.

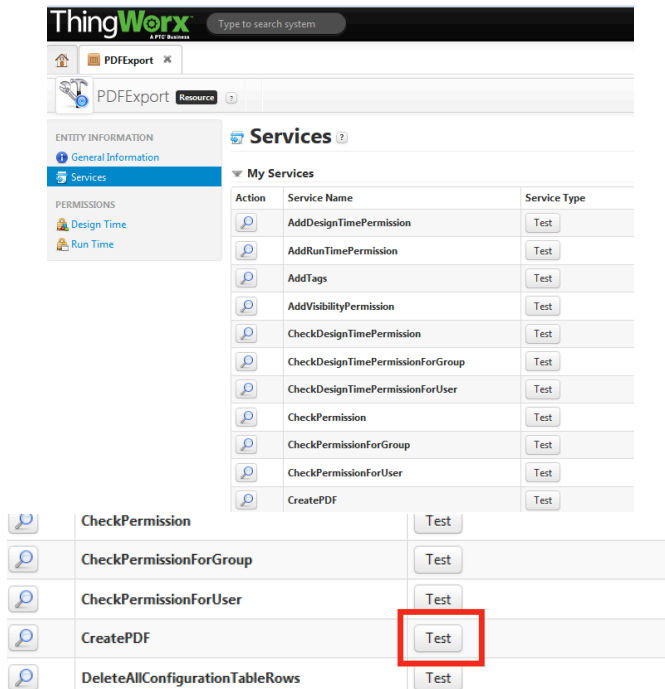


Note:

6. Click **Yes** to refresh Composer after importing the final extension.



7. Now that all of the extensions have been imported, find and open the **PDFExport Resource**.
8. Under Entity Information, click **Services**.
9. In the My Services list, next to the **CreatePDF** service, click **Test**.
10. In the Initialize – Test Service pop-up, click **Execute Service**.
11. Click **Close**.



## Configuration and Usage

- The extension doesn't require specific configuration after install.

### Usage

The PDF Extension can be used by invoking the following service:

- CreatePDF: this service has several parameters
- Rotated90Deg: if this is set to true, then the screenshot of the mashup will be rotated 90 degrees to the left when displayed in the PDF file. Useful when wanting to print Landscape pages
- Resolution: this must be in the format x\*y, e.g. 1366x768 and it controls the rendering of the page. Please use here the resolution for which the Mashup was designed for. If the resolution will be too small, then less information will be displayed.
- ThingWorxuser: user used to access the ThingWorx server. This user must have permission to run all the services and also Visibility to all involved entities from the Mashup.
- ThingWorxPassword: password for the ThingWorx user above
- OutputFileName: the name of the PDF file that will be saved on the specified Repository. An example would be Report.PDF
- ServerAddress: this is the ThingWorx server address pointing to the desired mashup. It must end in /Runtime/index.html#mashup=mashup\_name. It will not work with Thingworx/Mashups/mashup\_name. You can however pass url parameters.
- FileRepository: the file repository where the resulting PDF file will be saved.

## Known Limitations and Compatibility

This extension was tested for compatibility with the following ThingWorx Platform version(s) and Operating System(s):

ThingWorx Platform Version	ThingWorx 7.0.1
OS	Windows 7, Service Pack 1

The extension does not require Windows.

At the moment the Extension needs free ports from 10000 to 10007.

## Document Revision History

Revision Date	Version	Description of Change
April 4, 2016	1.0	Initial release